

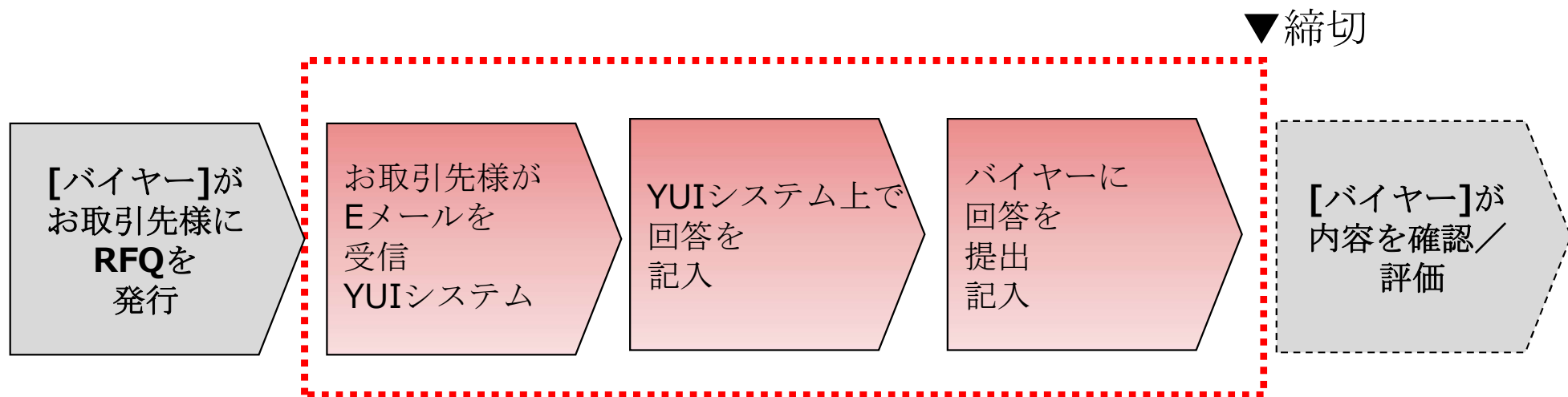


日立調達プラットフォーム

日立RFxへの回答



1. プロセス概要



お取引先様が


バイヤー
カテゴリー
マネージャー

日立調達プラットフォームを活用することで：

1. お取引先様はRFQのステータスを追跡することが可能です。

[例) 当該のRFQのステータスがオープン、評価待ち、評価済み、採用、クローズ、無効化など)]

2.RFQが採用されると、お取引先様には通知が発行されます。



2. 作業マニュアル

2.Step-by-Stepガイド

お取引先様用マニュアル

HITACHI
Inspire the Next

2.1.お取引先様が回答を記入

2.2.バイヤー／カテゴリーマネージャーに回答を提出

お取引先様用ランディング画面／アクセス

12:43 WET - Western Europe Time

PREPRODUCTION ENVIRONMENT

Welcome LAUREN CAMMELL

Main Dashboard

MY BID COLLECTORS WITH PENDING RESPONSES

You are not allowed to access the content of this Portlet

MY EDITABLE ASSESSMENTS

No Assessments to display

MY RFIS WITH PENDING RESPONSES

No RFIs to display

MY ACTIONS LIST

No Actions to display

CONTRACTS IN NEGOTIATION

TITLE	CODE	END/DELIVERY DATE
Hitachi Rail Limited / Supplier - 2-way NDA	con_2500	

MY RUNNING SURVEYS

SURVEY TYPE	SURVEY OBJECT	SCORECARD TITLE	BUYER ORGANISATION	SURVEY DEADLINE	LAST SAVED ON
Risk Scorecard			HITACHI	08/03/2022 09:00	

RECEIVED ACTION COLLABORATIONS

No Actions to display

MY RFQS WITH PENDING RESPONSES

TITLE	BUYER ORGANISATION	TIME TO CLOSE	RFQ CLOSING DATE/TIME	RESPONSE STATUS
Hitachi Test RFQ	HITACHI	04:16:30	04/03/2022 17:00	No Response Prepared

OPEN AND PENDING AUCTIONS

No Auctions to display

(1) ログイン後、ダッシュボード経由で招待されたRFQにアクセスできます

2.Step-by-Stepガイド

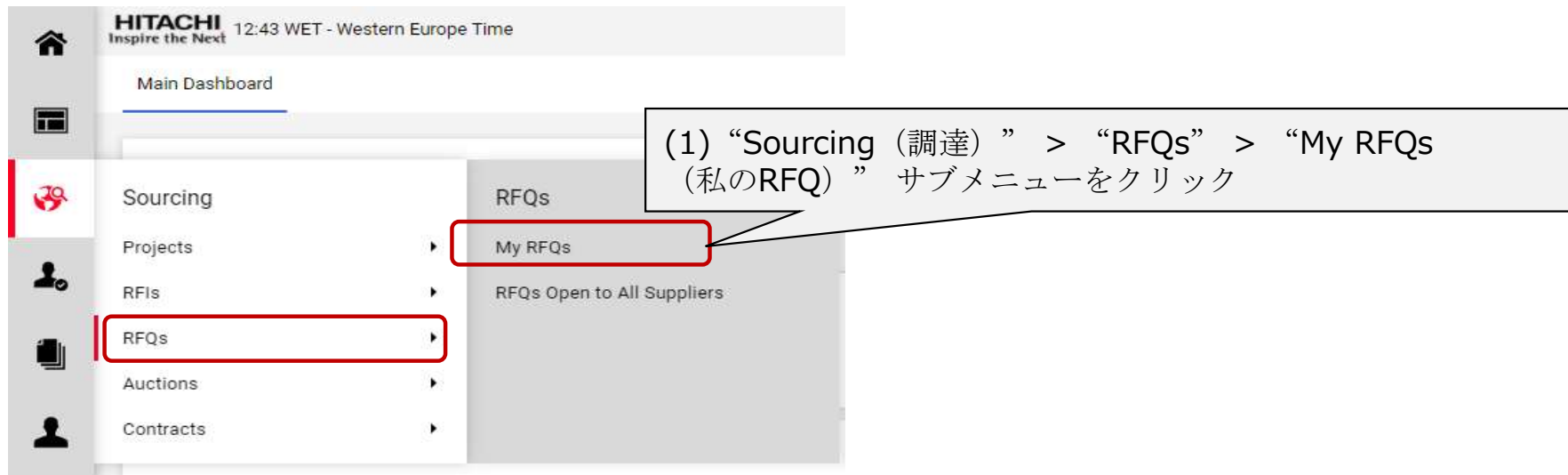
お取引先様用マニュアル

HITACHI
Inspire the Next

2.1.お取引先様が回答を記入

2.2.バイヤー／カテゴリーマネージャーに回答を提出

2.1.1.または、システムを操作してRFQにアクセスすることができます。



2.1.2.招待されたRFQを開く



2.Step-by-Stepガイド

お取引先様用マニュアル

HITACHI
Inspire the Next

2.1.お取引先様が回答を記入

2.2.バイヤー／カテゴリーマネージャーに回答を提出

2.1.3.回答意図の提示

← RFQ: rfq_1687 - Hitachi Test RFQ Running Decline To Respond Intend To Respond

RFQ Details Messages (Unread 0) Settings Buyer Attachments (0) My Response Associated Users

(4) Intend to Respond (回答する意図がある) か Decline to Respond (回答を見送る) のいずれか選択

→ Currency: GBP - Pound Sterling

1. QUALIFICATION RESPONSE (QUESTIONS: 7)

1.1 RESPONSIBLE PROCUREMENT - SECTION OF PROFILE QUESTIONS

(3) 受け取ったRFQの内容を確認

QUESTION	DESCRIPTION	RESPONSE
1.1.1 Professional Liability Insurance (PLI) - Documentary Evidence	Please attach the documentary evidence of your Professional Liability Insurance cover.	(no file attached) * Expiring on:
1.1.2 Public Liability Insurance	Does your company have Public Liability Insurance?	
1.1.3 Employers Liability Insurance	Does your company have Employers Liability Insurance?	
1.1.4 Public Liability Insurance - Documentary Evidence	* Please attach the documentary evidence of your Public Liability Insurance cover.	(no file attached) * Expiring on:
1.1.5 ISO14001 Certification	* Is the company ISO14001 certified?	Yes
1.1.6 ISO14001 Certification -document-	If the company is ISO14001 certified, please attach the formal ISO14001 Certification document.	(no file attached) * Expiring on:

2.Step-by-Stepガイド

お取引先様用マニュアル

HITACHI
Inspire the Next

2.1.お取引先様が回答を記入

2.2.バイヤー／カテゴリーマネージャーに回答を提出

2.1.4.回答の作成／完成

← RFQ: rfq_1687 - Hitachi Test RFQ Running Edit Response (Export/Import) Submit Response

RFQ Details Messages (Unread 0)

Settings Buyer Attachments (0) **My Response** Associated Users

→ |

▽ My Response Summary **回答のサマリー**

ENVELOPE	INFO PARAMETERS
1. Qualification Response	Missing mandatory responses (1)
2. Technical Response	Missing mandatory responses (3)
3. Commercial Response	Mandatory fields missing (4)
Total Price (excluding optional sections) 0	

Currency: GBP - Pound Sterling

▽ 1. QUALIFICATION RESPONSE (QUESTIONS: 7)

(5) 該当箇所を編集し回答を入力するには、鉛筆のアイコンをクリック

▽ 1.1 RESPONSIBLE PROCUREMENT - SECTION OF PROFILE QUESTIONS

QUESTION	DESCRIPTION	RESPONSE
1.1.1 Professional Liability Insurance (PLI) - Documentary Evidence	Please attach the documentary evidence of your Professional Liability Insurance cover.	(no file attached) * Expiring on:

2.Step-by-Stepガイドンス

お取引先様用マニュアル

HITACHI
Inspire the Next

2.1.お取引先様が回答を記入

2.2.バイヤー／カテゴリーマネージャーに回答を提出

2.1.5.回答の作成／完成

1. QUALIFICATION RESPONSE (QUESTIONS: 7)

1.1 RESPONSIBLE PROCUREMENT - SECTION OF PROFILE QUESTIONS

QUESTION	DESCRIPTION	RESPONSE
1.1.1 Professional Liability Insurance (PLI) - Documentary Evidence	Please attach the documentary evidence of your Professional Liability Insurance cover.	<div>+ Attach File</div> <div>* Expiring on: dd/MM/yyyy</div>
1.1.2 Public Liability Insurance	Does your company have Public Liability Insurance?	--
1.1.3 Employers Liability Insurance	Does your company have Employers Liability Insurance?	--
1.1.4 Public Liability Insurance - Documentary Evidence	* Please attach the documentary evidence of your Public Liability Insurance cover.	<div>+ Attach File</div> <div>* Expiring on: dd/MM/yyyy</div>
1.1.5 ISO14001 Certification	* Is the company ISO14001 certified?	Yes

(6) 回答の入力スタート

留意点：「プロフィールに関する質問」は、ご自身の組織のプロフィールに関する質問です。定期的に内容の確認と更新をお願いいたします。これらの質問には一度回答いただければ今後のRFxに自動的に反映されます。

2.Step-by-Stepガイド

お取引先様用マニュアル

HITACHI
Inspire the Next

2.1.お取引先様が回答を記入

2.2.バイヤー／カテゴリーマネージャーに回答を提出

2.1.6.回答を必要とするエンベロープが（Q/T/C別に）複数存在する可能性があります。

(7) 必ずすべてのエンベロープを編集し回答を提出してください

▼ 1. QUALIFICATION RESPONSE (QUESTIONS: 7)

▼ 1.1 RESPONSIBLE PROCUREMENT - SECTION OF PROFILE QUESTIONS

QUESTION	DESCRIPTION	RESPONSE
1.1.1 Professional Liability Insurance (PLI) - Documentary Evidence	Please attach the documentary evidence of your Professional Liability Insurance cover.	(no file attached) * Expiring on:
1.1.2 Public Liability Insurance	Does your company have Public Liability Insurance?	
1.1.3 Employers Liability Insurance	Does your company have Employers Liability Insurance?	

▼ 2. TECHNICAL RESPONSE (QUESTIONS: 3)

▼ 2.1 HITACHI TEST RFQ - QUESTION SECTION

QUESTION	DESCRIPTION	RESPONSE
2.1.1 Compliance with Quality Procedure	* Please download and review the attached Quality procedure and confirm your compliance.	
2.1.2 Technical Scope	* Please download, review and provide your response to the technical scope	(no file attached)

▼ 3. COMMERCIAL RESPONSE (ITEMS: 3, QUESTIONS: 2)

▼ 3.1 COMMERCIAL - QUESTION SECTION

QUESTION	DESCRIPTION	RESPONSE
3.1.1 Contractual Terms	* Please download, review and confirm your acceptance to the attached contractual terms	
3.1.2 Price List - Excel	Please download, review and populate the attached price list re-uploading as part of your submission	(no file attached)

2.Step-by-Stepガイドンス

お取引先様用マニュアル

HITACHI
Inspire the Next

2.1.お取引先様が回答を記入

2.2.バイヤー／カテゴリーマネージャーに回答を提出

2.2. 回答の送信

← RFQ: rfq_1687 - Hitachi Test RFQ Running Edit Response (Export/Import) Submit Response

RFQ Details Messages (Unread 0)

Settings Buyer Attachments (0) **My Response** Associated Users

(2) すべてOKであれば、「応答を送信」をクリックしてください

→ Your Response is not yet Submitted. To make it visible to the Buyer you must click 'Submit Response'

My Response Summary

ENVELOPE	
1. Qualification Response	Missing optional responses (4) No additional attachments
2. Technical Response	All questions answered No additional attachments
3. Commercial Response	Mandatory fields missing (1) Total Price (excluding optional s

hitachi-prep.bravosolution.com says

IMPORTANT: Please ensure that you have reviewed your response for completeness, including any file attachments. To continue with your submission, click "OK". To return to your response without submitting, click "Cancel".

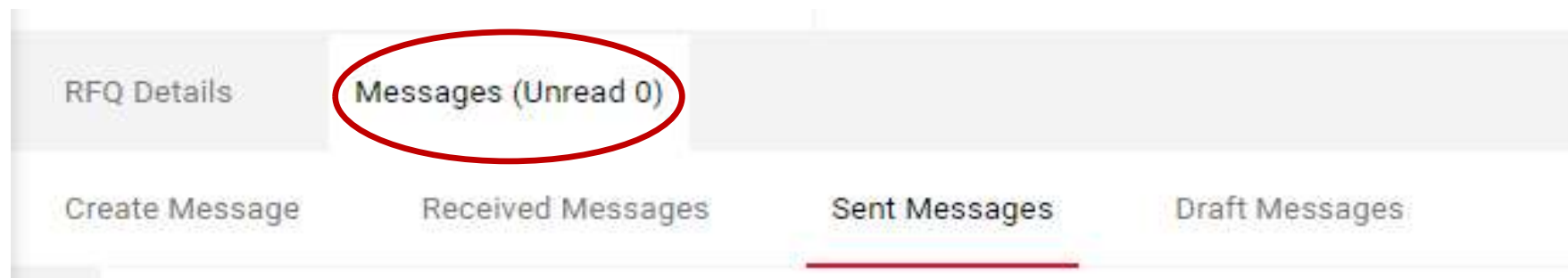
(3) 「OK」をクリックします OK Cancel

Missing Mandatory Field: Contractual Terms

不足しているものがあるとフラグが立てられます。修正して再送信してください。

RFxのサポートに関するお問い合わせ

お問い合わせの際は、Eメールではなく日立調達プラットフォームのメッセージボードをご利用ください。これは、RFxの担当者から一貫した回答をお届けし、回答の追跡を可能とするためです。



3.1. – ツールの使用 メッセージング ボード

The screenshot shows the 'Messages' section of the RFx interface. The top navigation bar includes 'RFQ Details' and 'Messages (Unread 0)'. Below this are tabs for 'Create Message', 'Received Messages', 'Sent Messages', and 'Draft Messages'. The 'Create Message' tab is active, showing a form for creating a new message. The form includes a 'Subject' field, a 'Message' text area, an 'Attachments' section, and a 'Recipients' table. Five numbered callouts provide instructions: (1) points to the 'Messages' tab, (2) points to the 'Subject' field, (3) points to the 'Message' text area, (4) points to the 'Attachments' section, and (5) points to the 'Send Message' button.

(1) 「メッセージ」領域 > 「メッセージの作成」に移動します。

(2) 件名の入力

(3) メッセージ本文を入力してください

(4) 添付ファイルがあれば添付してください

(5) メッセージを送信する

RFQ: rfq_1687 - Hitachi Test RFQ Running

Cancel Save As Draft Send Message

Messages

Message

Subject

Question for Q1.1.3

Message

Dear Hitachi,

Please clarify question 1.1.3, this is not clear to us.

Kind Regards
Supplier X

Attachments

NAME	DESCRIPTION	COMMENTS
No Attachments		

Recipients

RECIPIENT
1 HITACHI

HITACHI
Inspire the Next